

EU 예산 갈등과 정치 통합

2012.12.13 연세-SERI EU센터 발표

안 병 역, PhD., Cantab

대구대 국제관계학과

목 차

- 1) 예산의 중요성
- 2) 예산의 정책 결정 과정
- 3) 중기 재정전망(FP, MFF)
- 4) 2014~2020 FP 갈등 요인
- 5) 통합과 예산

예산의 중요성

1

- 규모와 사용처 비교
"CAP의, CAP에 의한, CAP을 위한"
(역사적 제도주의, 경로 의존성)

2

- 재정적 독립성(financial autonomy)
자체자원(own resources)

3

- 통합과 예산: 통합 과정에서
예산의 역할(시멘트)

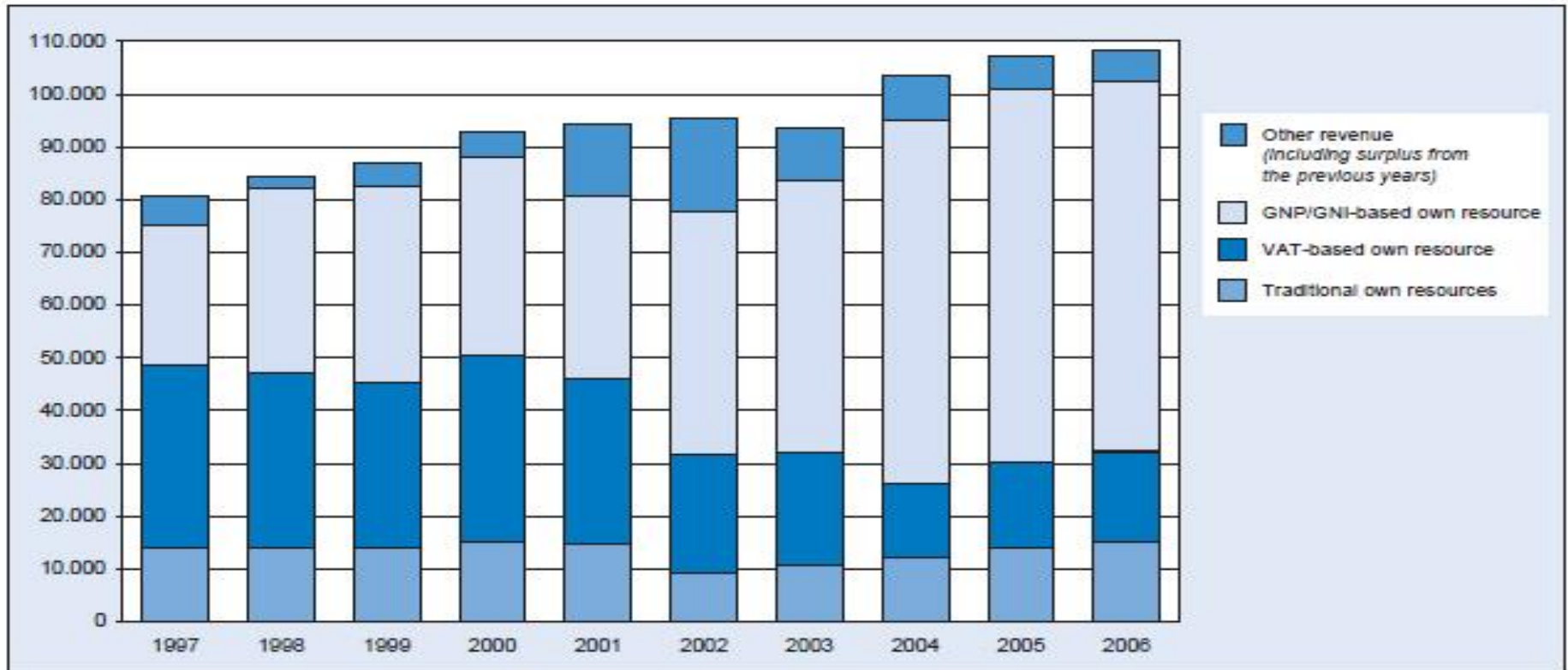
1) 예산의 중요성

EU 예산의 구성 요소(수입)



1) 예산의 중요성

EU budget revenue 1997-2006 (million EUR)



예산을 보는 상반된 시각

**‘포괄적 시각’
(외부경제 등)**

: 회원국과
대EU 정체성

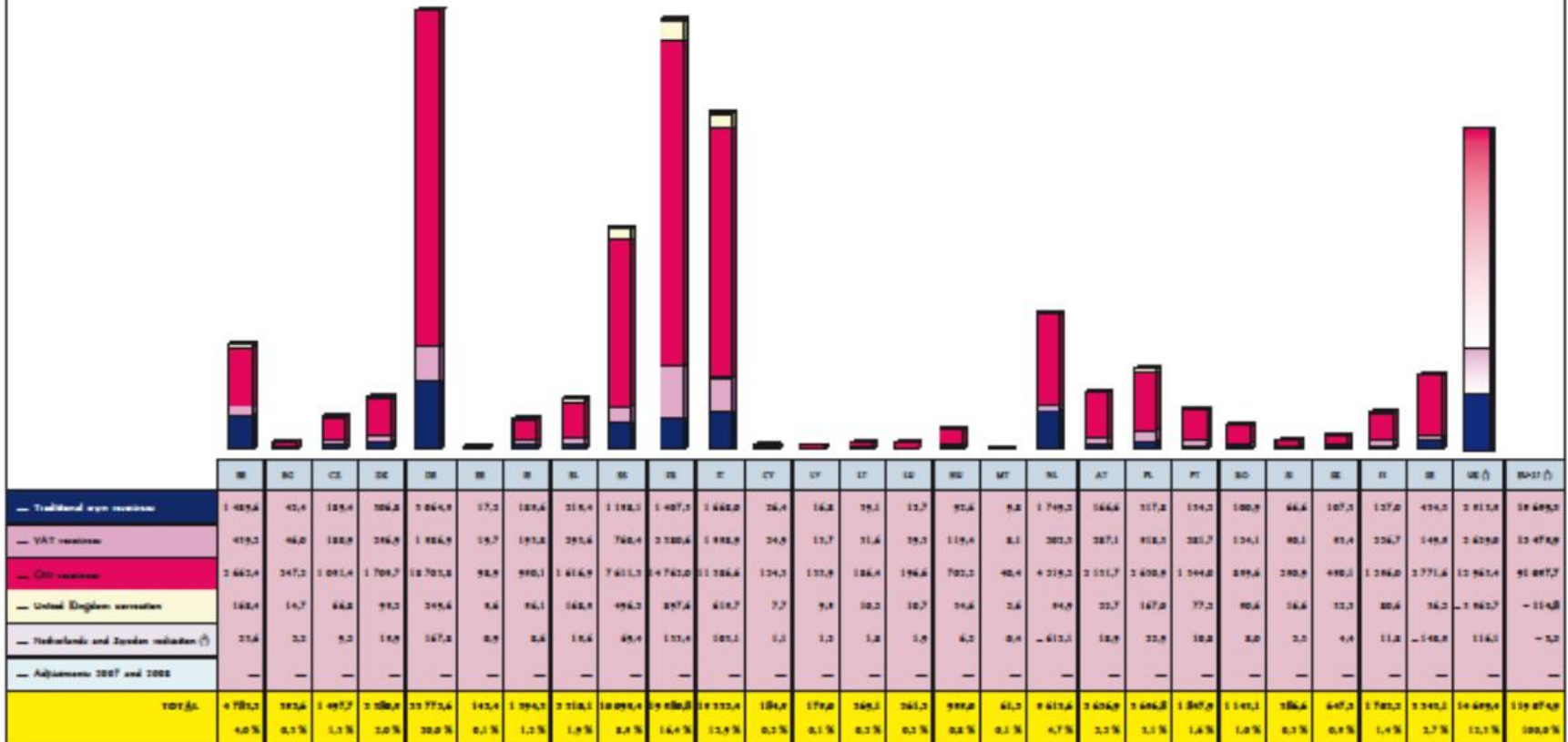
**예산에 국한된
순기여, 순지출
(영국 예산문제와
영국 예산환급금)**

1) 예산의 중요성

Diagram V
Own resources in 2010, by Member State

Revenue Outturn

(million euro and %)

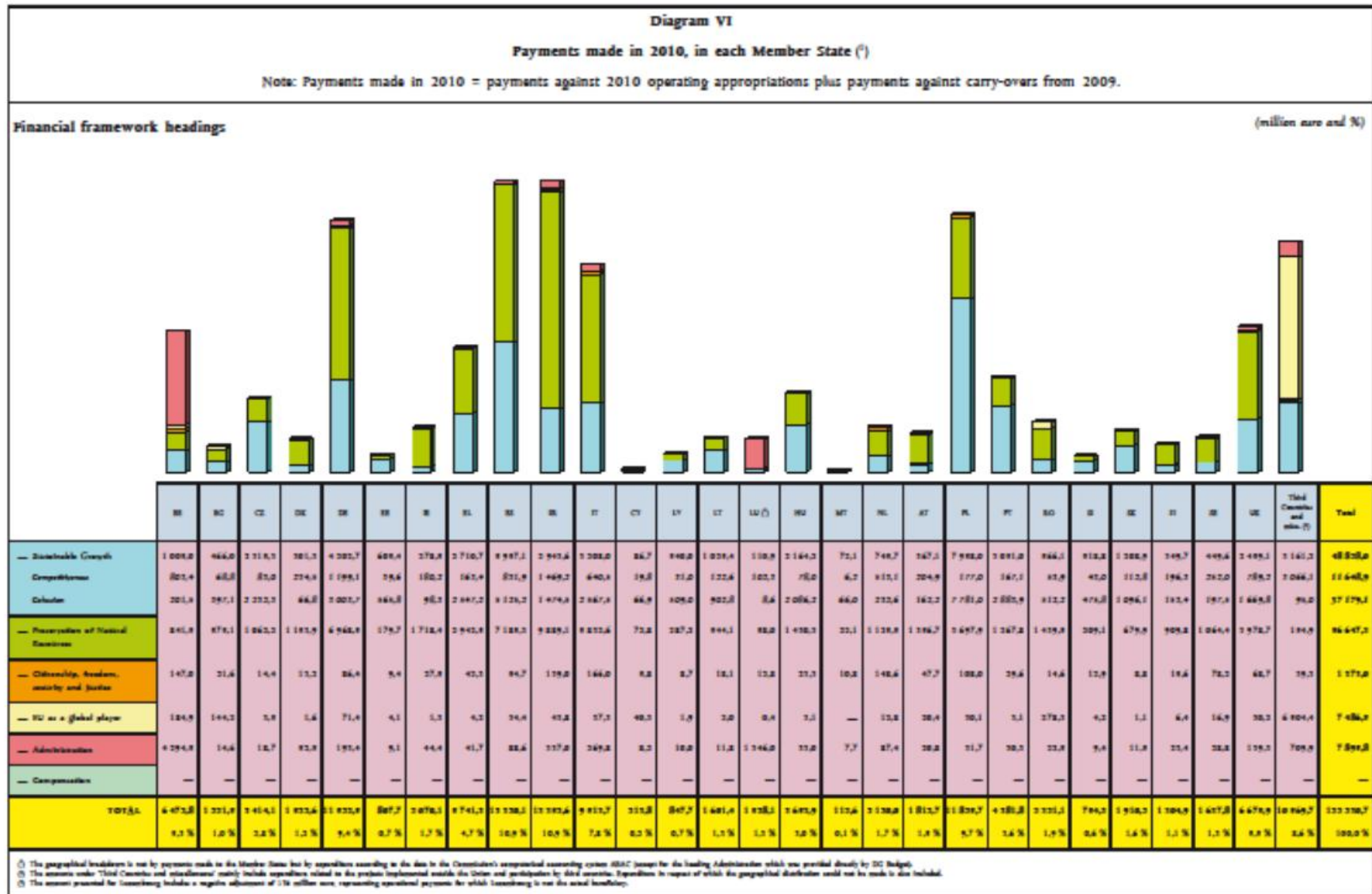


(1) For the United Kingdom a correction (1 842,7 million euro) is applied to the gross amount of own resources (2 812,8 million euro). The financing of this adjustment is borne by the other Member States.

(2) For the Netherlands and Sweden a gross reduction in their annual GNI contribution is granted for the period 2007-2013. For 2010 their amounts are respectively 61,2 and 149,9 million euro.

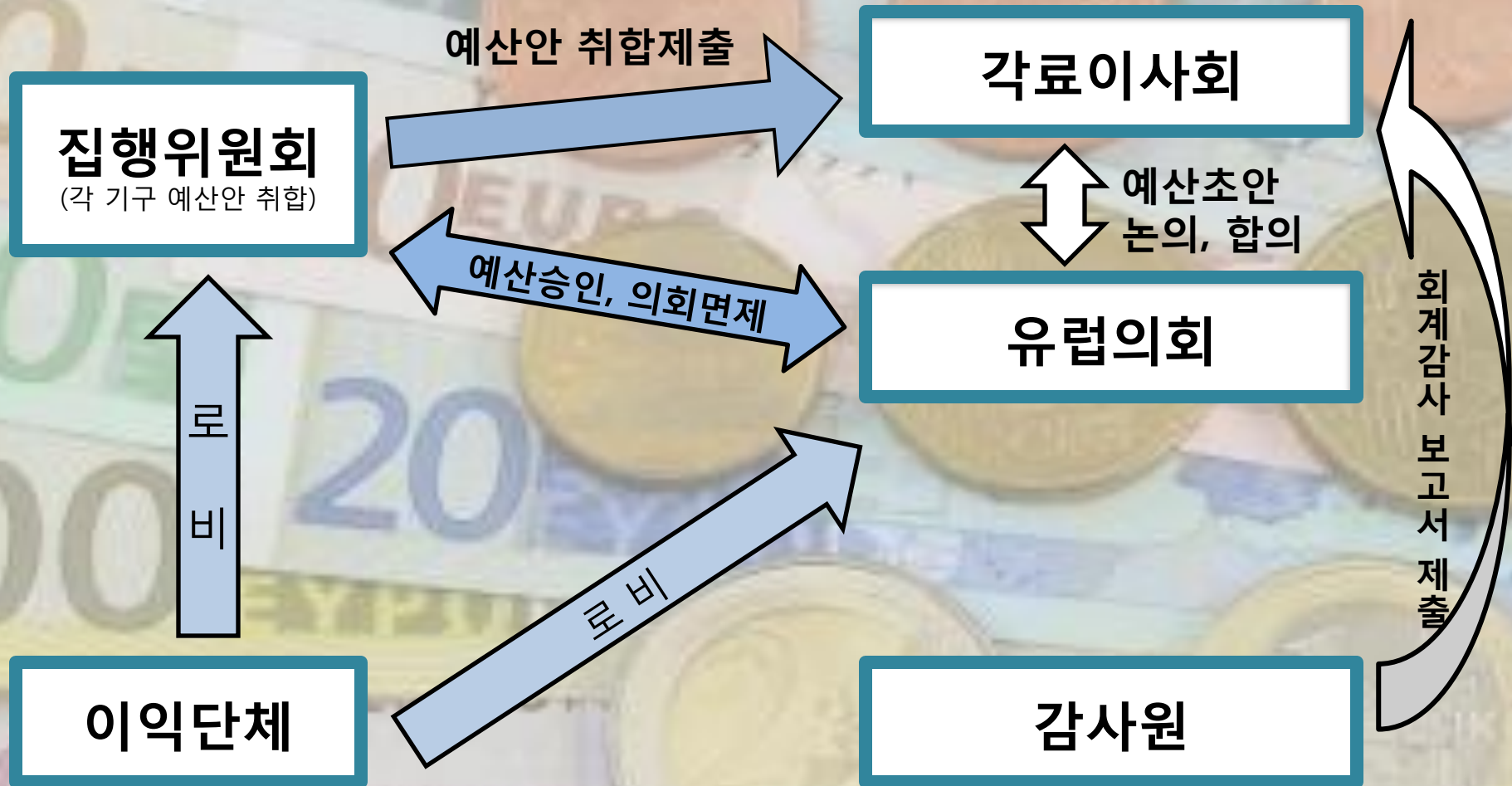
(3) The difference between the amounts presented in this diagram and the ones presented in chapter 3 - table 3.1 represent the adjustments for VAT income, GNI income and the UK correction allocated to the corresponding title and accounts.

1) 예산의 중요성



2) 예산의 정책 결정 과정

예산 정책 결정 과정



1 September (1)

Draft Budget (DB)

Commission

1 October

Council's position on the DB

Council

European Parliament's amendment on Council's position

Parliament

13 November
(42 days)

EP approves
Majority of votes cast
or takes no decision

EP adopts amendments
Majority of component members

Budget adopted

Council accepts
Parliament's amendments
within 10 days

Conciliation

13 November to
4 December
(21 days)

Joint draft

Parliament & Council

YES

within 14 days

NO

within 14 days

Parliament &
Council approve
(or fail to decide)

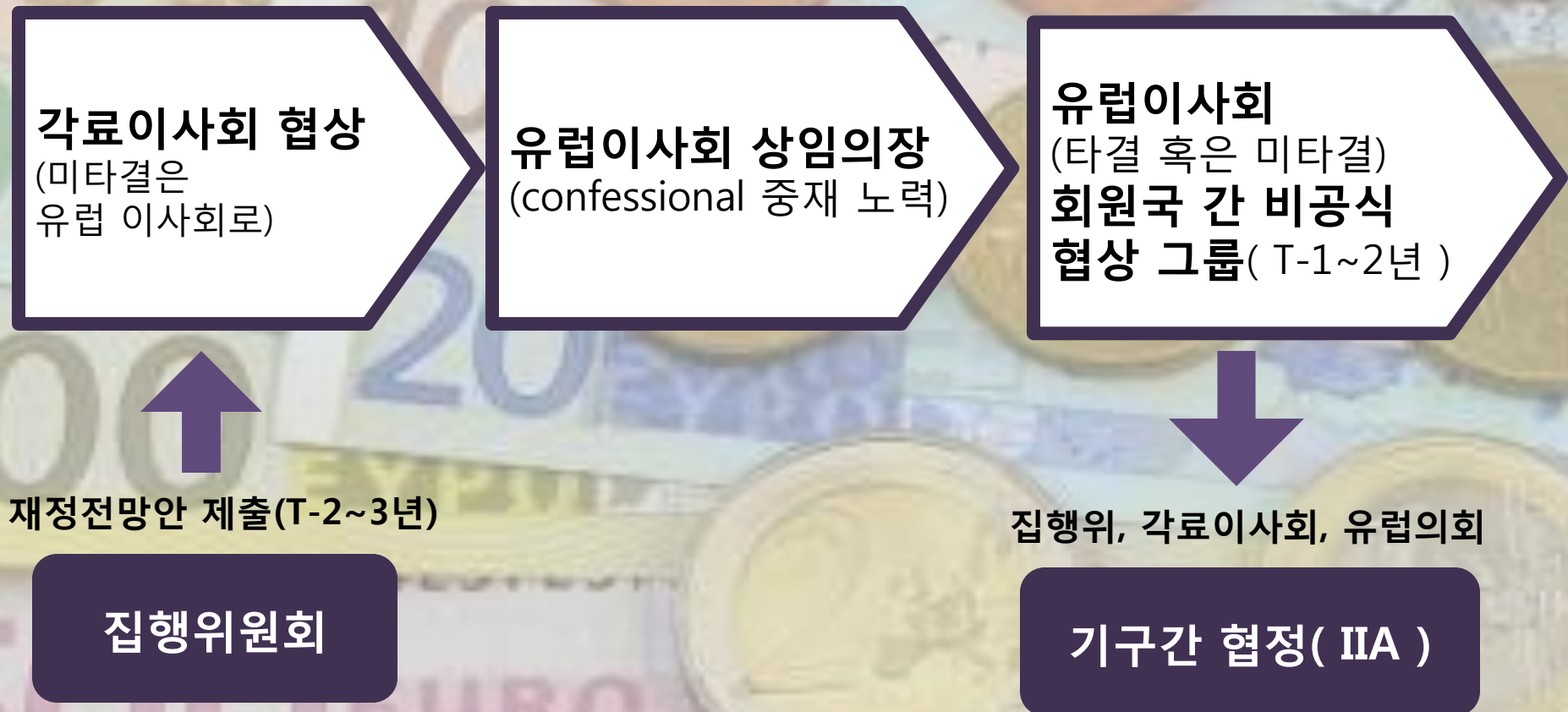
Council rejects,
Parliament has
final word (2)

Council approves,
Parliament rejects

Council &
Parliament reject

18 December
(14 days)

재정전망 협상 과정



재정전망(FP, MFF)

Delors I package(1988~1992)

Delors II package(1993~1999)

FP (2000~2006), FP (2007~2013)

2014~2020 중기 재정전망

ANNEX

Multiannual Financial Framework table (EU-28)

(EUR million - 2011 prices)

COMMITMENT APPROPRIATIONS	2014	2015	2016	2017	2018	2019	2020	Total 2014-2020
1. Smart and Inclusive Growth	64 769	67 015	68 853	70 745	72 316	74 386	76 679	494 763
of which: Economic, social and territorial cohesion	50 464	51 897	53 177	54 307	55 423	56 474	57 501	379 243
2. Sustainable Growth: Natural Resources	57 845	57 005	56 190	55 357	54 357	53 371	52 348	386 472
of which: Market related expenditure and direct payments	42 363	41 756	41 178	40 582	39 810	39 052	38 309	283 051
3. Security and citizenship	2 620	2 601	2 640	2 679	2 718	2 757	2 794	18 809
4. Global Europe	9 400	9 645	9 845	9 960	10 150	10 380	10 620	70 000
5. Administration	8 622	8 755	8 872	9 019	9 149	9 301	9 447	63 165
of which: Administrative expenditure of the institutions	7 047	7 115	7 184	7 267	7 364	7 461	7 561	51 000
6. Compensations	27	0	0	0	0	0	0	27
TOTAL COMMITMENT APPROPRIATIONS	143 282	145 021	146 400	147 759	148 690	150 195	151 888	1 033 235
as a percentage of GNI	1.10%	1.09%	1.08%	1.08%	1.07%	1.06%	1.06%	1.08%
TOTAL PAYMENT APPROPRIATIONS	133 976	141 175	144 126	138 776	146 870	144 321	138 356	987 599
as a percentage of GNI	1.03%	1.06%	1.06%	1.01%	1.06%	1.02%	0.96%	1.03%

EN

EN

2014~2020 FP, 세부 내용

Agriculture and rural development: €386.9bn

Economic, social and territorial cohesion: €376bn

Employment and social affairs: €88.3bn

Research and innovation (Common Strategic Framework for Research and Innovation, CSF): €80bn

External action : €70bn

Administration: €62.6bn

Infrastructure – 'Connecting Europe' facility: 40bn

Education and culture: €16.8bn

Home affairs: €8.23bn

2014~2020 재정전망 특징

1. 2007~2013보다 5% 상승

2. Smart and Inclusive Growth (Connecting Europe)

3. 새로운 자체 자원

A. 금융거래세: 주식과 채권의 0.1%, 파생상품의 0.01%

B. 현대적 부가 가치세: 회원국 부가세의 1%

3) 중기 재정 전망(FP, MFF)

2007~2013 재정전망

OVERVIEW OF THE NEW FINANCIAL PERSPECTIVE 2007-2013

All figures are shown in 2004 prices, EUR Billion

Commitments Appropriations	2007	2008	2009	2010	2011	2012	2013	Total 2007-2013
1. Sustainable Growth	51,090	52,148	53,330	54,001	54,945	56,384	57,841	379,739
1a Competitiveness for Growth and Employment	8,250	8,860	9,510	10,200	10,950	11,750	12,600	72,120
1b Cohesion for Growth and Employment	42,840	43,288	43,820	43,801	43,995	44,634	45,241	307,619
2. Preservation and Management of Natural Resources	54,972	54,308	53,652	53,021	52,386	51,761	51,145	371,244
of which: market related expenditure and direct payments	43,120	42,697	42,279	41,864	41,453	41,047	40,645	293,105
3. Citizenship, freedom, security and justice	1,120	1,210	1,310	1,430	1,570	1,720	1,910	10,270
3a Freedom, Security and Justice	0,600	0,690	0,790	0,910	1,050	1,200	1,390	6,630
3b Citizenship	0,520	0,520	0,520	0,520	0,520	0,520	0,520	3,640
4. EU as a global player	6,280	6,550	6,830	7,120	7,420	7,740	8,070	50,010
5. Administration	6,720	6,900	7,050	7,180	7,320	7,450	7,680	50,300
6. Compensations	0,419	0,191	0,190					0,800
Total appropriations for commitments	120,601	121,307	122,362	122,752	123,641	125,055	126,646	862,363
as a percentage of GNI	1,10%	1,08%	1,06%	1,04%	1,03%	1,02%	1,00%	1,045%
Total appropriations for payments	116.650	119.535	111.830	118.080	115.595	119.070	118.620	819.380
as a percentage of GNI	1,06%	1,06%	0,97%	1,00%	0,96%	0,97%	0,94%	0,99%
Margin available	0,18%	0,18%	0,27%	0,24%	0,28%	0,27%	0,30%	0,25%
Own Resources Ceiling as a percentage of GNI	1,24%	1,24%	1,24%	1,24%	1,24%	1,24%	1,24%	1,24%

3) 중기 재정 전망(FP, MFF)

네 가지 주요 쟁점

The four main obstacles

Rebates

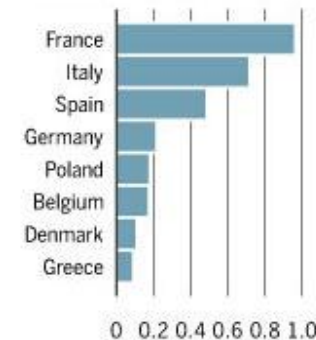


Key supporter UK

The British rebate, which amounted to €3.6bn last year, has sparked envy among other wealthy nations that are now demanding their own. This means an ever-larger burden for those net contributors without them, chiefly France and Italy

Top contributors to UK rebate

2011 (€bn)



Connecting Europe

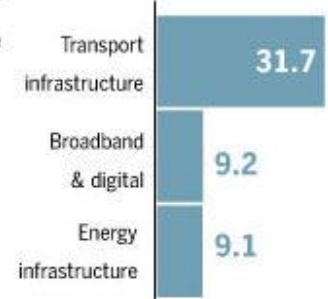


Key supporter Commission

The commission's dream is a €50bn fund within the budget to underwrite cross-border projects, such as gas pipelines, railways and broadband internet. Mr Barroso touts this as the growth-enhancing part of the budget. But some governments are sceptical, viewing it as empire building. The latest proposal under discussion is €46bn

Connecting Europe facility

Proposed budget, 2014-20 (€bn)



Common agricultural policy

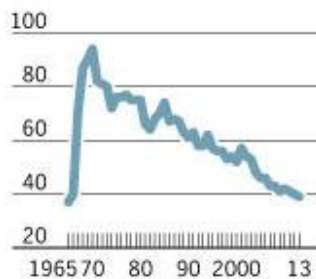


Key supporter France

The most polarising element, gobbling up 40 per cent of the budget, although it totalled 75 per cent in 1980. It is seen either as a vital means to feed the continent or a wasteful trough of subsidies. Mr Van Rompuy lopped €25bn from the commission's proposal, bringing it down to €365bn and angering France

EU common agricultural policy expenditure

As % of total budget



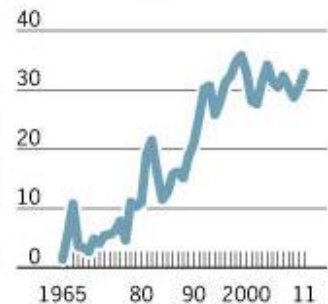
Cohesion



Key supporter Poland

The Friends of Cohesion are fighting to preserve development money, which is the second-biggest piece of the budget. However, the members are all net budget recipients, which limits their leverage. The current proposal is €309bn, down from the commission's original proposal of €338bn

EU cohesion expenditure as % of total budget



FT Graphic

Sources: European Commission, FT estimates

비공식 협상 그룹

**Friends of
Better Spending**
(영, 독, 네,
핀란드 등)

VS

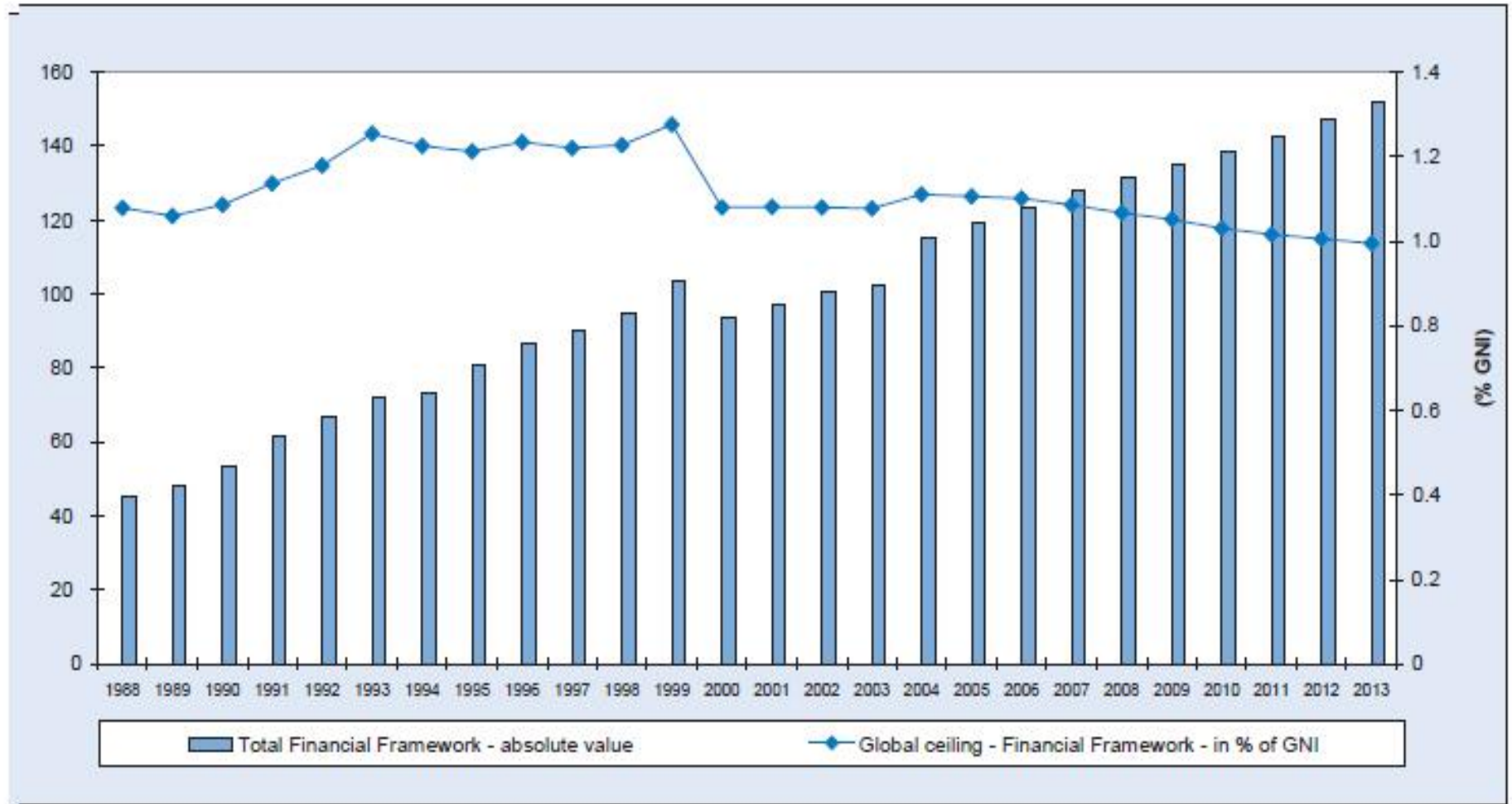
**Friends of
Cohesion 15개국**
(cohesion 4
+ 중동부 유럽)

정책 결정 변수(Delors I 당시와 비교)

변 수	내 용
경제적 · 정치적 분위기	경기침체, 긴축재정, EU의 브랜드 저하, 골칫거리, 위기의 진원지 및 확산지
주요 회원국의 정책 선호도	▪독일 : 13년 총선, 예산 증가 원하지 않음, 적절한 시기에 타결 희망 ▪프랑스 : CAP의 현상유지 강력 희망 ▪Cohesion 15 : 스페인과 폴란드 등 절대 양보하지 않으려 함(2/3가 GDP의 90% MS에) ▪영국 : 예산규모삭감, 환급금 유지
EU 기구의 리더십	집행위 : 미약/ '기회의 창'

5) 통합과 예산

Long-term evolution of the financial framework (% of GNI and billion EUR)



유럽통합과 예산

1) 통합의 진전에 따라 예산의 변화

- (예산이 독립적으로 통합을 건인하지 않았음)

2) 재정적 독립성의 약화

- GNI 분담금 규모가 70%를 넘음

3) 신 자체 자원의 도입과 재정 연방주의

- 유로존 위기 극복 과정에서 논의될 수 있음/ 유로존의 자체 예산(재원은?)

4) 필수지출, 비필수지출의 인위적 구분

- 유럽의회와 집행위의 정책 권한

5) 예산 관리

- 분절된 정책 결정 구조 /예산관리의 어려움 가중

예산 개혁의 필요성

1) CAP과 지역정책의 포로 아님

2) 통합과 초국가성의 강화- 정반대 결과

3) 경기침체, 성장촉진과 고령화 사회 대비

예산 개혁의 방향

1) 예산의 증액

- MacDougall Report(1977), 3~4%(안정화 기능 등 EU 차원으로 이관), Wolfgang Münchau
- 은행동맹(정리 및 단일 예금보장), 유로존만의 예산 재원은?

2) 공동정책(지출)의 재조정

- CAP과 지역정책 비중 대폭 줄이고 R&D 등 성장촉진책 (2003년 Sapir Report 등)

3) Own Resources 신규 도입 등 (a right mix of o.r.)

- EU tax (VAT, energy tax, corporate or personal income tax)
- 금융거래세, 이산화탄소 배출 허용량 경매 수익

자체 자원

1) 초국가 기구

- 집행위원회의 입장
- 유럽의회의 입장

1978년 *Financing the Community Budget: The Way Forward*
MacDougall Report(1977)

Delors I package 이후 FP의 커뮤니케이션에는 항상 자체 자원
신규 도입이 반드시 들어감

2) 후보

- 에너지세, 담배세
- 탄소세, 실질적인 부가세(세원의 일정 %를 EU로

참고문헌(일부만)

European Commission
European Union Public Finance, 4th edition(**Brussels:
2008**)

European Court of Auditors, *Annual Report* (2011,
2012).

Laffan, *The Finances of the European Union* (1997)

MacDougall Report, *The Role of Public Finance in European Integration*
(1977)